



We would like to thank all participants, speakers and sponsors of the 1st Swiss International Workshop on Flow and Imaging Cytometry, which took place at the University of Applied Sciences Northwestern Switzerland from the 13th through the 16th of September 2011. 57 participants and 24 speakers from 11 countries came to Basel to participate in a hands-on workshop presenting the latest developments in flow and imaging cytometry. All participants had one-on-one access to all lecturers throughout the program and received advice on their specific projects and applications. The highly-respected speakers were from both academia and industry. The workshop received a generous support from Labforce AG, Datalynx AG, Miltenyi Biotech, BioInnovas, Bioconcept, Flow Jo Celeza GmbH and Becton Dickinson.

With best regards,

Elizaveta Fasler-Kan,


Institute of Chemistry and Bioanalytics, University of Applied Sciences Northwestern Switzerland
Chairman of the 1st Swiss International Workshop on Flow and Imaging Cytometry

Natasha Barteneva,

Immune Disease Institute, Harvard Medical School and PCIMM, Children's Hospital, Boston, USA
Co-Chairman of the 1st Swiss International Workshop on Flow and Imaging Cytometry




Informal discussions between American and Swiss scientists: Ken Ketman and Dr. Natasha Barteneva (IDI, Harvard Medical School), Dr. Stephan Ruetz (Novartis AG, Switzerland) and Damian Beck (Master Student, University of Applied Sciences, Switzerland)




Dr. E. Fasler-Kan (University of Applied Sciences Northwestern Switzerland) during practical session with participants from Italy, Turkey and Germany



Dr. Christiane Klas (Labforce) and Dr. Matthias Steinberg (Partec) demonstrate their new instruments for life-cell imaging and flow cytometry



Knowledge transfer: Ken Ketman (Immune Disease Institute, Harvard Medical School) with students of the University of Applied Sciences Northwestern Switzerland during practical session



Poster session



Dr. Stephan Schnell explains how to use the FACS instrument of Miltenyi Biotec